

GEBERIT AG FUTURE (GBRI) - EUX/202411

2024/04/30 18:39:20

Price
497.2594 CHF

Difference  -1.02% (-5.10)

General attributes

Symbol	GBRIX24
Exchange	Eurex
Currency	CHF
Security type	Future
Underlying	GEBERIT AG
Maturity	11-2024
Contract size	100

Market data

Bid (Bid size)	- CHF (-)
Ask (Ask size)	- CHF (-)
Open	497.2594 CHF
High	497.2594 CHF
Low	497.2594 CHF
Close (prev. day)	502.3611 CHF
Underlying	GEBERIT AG
Underlying price (date)	493.60 (24/04/30)
Settlement price (date)	497.26 (24/04/30)
Open Interest	245

Performance and Risk

	6m	1y	3y
Perf (%)	+19.55%	-	-
Perf (abs.)	+81.33	-	-
Beta	-	-	-
Volatility	25.88	-	-

Futures and Options

Related Futures	-
Related Options	-

5y












Information about previous performance does not guarantee future performance.
Source: FactSet

Price data

Ø price 5 days Ø volume 5 days (pcs.)	495.8095 CHF (0)
Ø price 30 days Ø volume 30 days (pcs.)	509.6259 CHF (1)
Ø price 100 days Ø volume 100 days (pcs.)	509.8854 CHF (2)
Ø price 250 days Ø volume 250 days (pcs.)	- CHF (-)
YTD High date	539.9653 CHF (2024/03/21)
YTD Low date	482.0563 CHF (2024/01/18)
52 Weeks High date	- CHF (-)
52 Weeks Low date	- CHF (-)

Recent Research

on underlying	on sector	on market	
Date		Headline	Download
2022/12/19		Global Equity Ratings	
2022/12/19		Aktienempfehlungen Global	
2022/11/28		Global Equity Ratings	
2022/11/28		Aktienempfehlungen Global	
2022/11/18		Global Equity Ratings	