

# ALIBABA GROUP HOLDING LTD. FUTURE (BABF) - EUX/202411

2024/08/14 18:36:08

**Price**  
**80.8763** USD  
 Difference  -1.40% (-1.15)

**General attributes**

Symbol BABFX24  
 Exchange Eurex  
 Currency USD  
 Security type Future  
 Underlying ALIBABA GROUP HOLDING LTD. SP. ADR  
 Maturity 11-2024  
 Contract size 100

**Market data**

Bid (Bid size) - USD (-)  
 Ask (Ask size) - USD (-)  
 Open 80.8763 USD  
 High 80.8763 USD  
 Low 80.8763 USD  
 Close (prev. day) 82.0241 USD  
 Underlying ALIBABA GROUP HOLDING LTD. SP. ADR  
 Underlying price (date) 79.47 (24/08/14)  
 Settlement price (date) 80.88 (24/08/14)  
 Open Interest 0

**Performance and Risk**

	6m	1y	3y
Perf (%)	+6.55%	-	-
Perf (abs.)	+4.97	-	-
Beta	-	-	-
Volatility	32.58	-	-

**Futures and Options**

Related Futures -  
 Related Options -

5y












Information about previous performance does not guarantee future performance.  
 Source: FactSet

**Price data**

Ø price 5 days | Ø volume 5 days (pcs.) 81.4846 USD (0)  
 Ø price 30 days | Ø volume 30 days (pcs.) 78.7810 USD (0)  
 Ø price 100 days | Ø volume 100 days (pcs.) 78.2606 USD (0)  
 Ø price 250 days | Ø volume 250 days (pcs.) - USD (-)  
 YTD High | date 89.7754 USD (2024/05/17)  
 YTD Low | date 70.4998 USD (2024/01/19)  
 52 Weeks High | date - USD (-)  
 52 Weeks Low | date - USD (-)

**Recent Research**

on underlying		on sector	
Date		Headline	Download
2024/08/12		Global Equity Ratings	
2024/08/12		Aktienempfehlungen Global	
2024/07/24		Global Equity Ratings	
2024/07/24		Aktienempfehlungen Global	
2024/07/15		Aktienempfehlungen Global	