

VISA INC. FUTURE (VISG) - EUX/202411

2024/09/18 18:41:41

Price
291.3903 USD

Difference  -1.01% (-2.96)

General attributes

Symbol	VISGX24
Exchange	Eurex
Currency	USD
Security type	Future
Underlying	VISA INC.
Maturity	11-2024
Contract size	100

Market data

Bid (Bid size)	- USD (-)
Ask (Ask size)	- USD (-)
Open	291.3903 USD
High	291.3903 USD
Low	291.3903 USD
Close (prev. day)	294.3495 USD
Underlying	VISA INC.
Underlying price (date)	290.19 (24/09/18)
Settlement price (date)	291.39 (24/09/18)
Open Interest	0

Performance and Risk

	6m	1y	3y
Perf (%)	+0.77%	-	-
Perf (abs.)	+2.24	-	-
Beta	-	-	-
Volatility	16.22	-	-

Futures and Options

Related Futures	-
Related Options	-












Information about previous performance does not guarantee future performance.
Source: FactSet

Price data

Ø price 5 days Ø volume 5 days (pcs.)	288.5032 USD (0)
Ø price 30 days Ø volume 30 days (pcs.)	275.3095 USD (0)
Ø price 100 days Ø volume 100 days (pcs.)	275.3713 USD (0)
Ø price 250 days Ø volume 250 days (pcs.)	- USD (-)
YTD High date	299.3432 USD (2024/03/21)
YTD Low date	257.3293 USD (2024/07/24)
52 Weeks High date	- USD (-)
52 Weeks Low date	- USD (-)

Recent Research

on underlying	on sector	on market	
Date		Headline	Download
2024/09/11		Global Equity Ratings	
2024/09/11		Aktienempfehlungen Global	
2024/09/05		Global Equity Ratings	
2024/09/05		Aktienempfehlungen Global	
2024/08/12		Global Equity Ratings	