


# INFINEON TECHNOLOGIES AG FUTURE (IFXG) - EUX/202411

2024/09/16 18:46:48

**Price**  
**29.2335** EUR

**Difference**  **-2.63% (-0.79)**

**General attributes**

Symbol	IFXGX24
Exchange	Eurex
Currency	EUR
Security type	Future
Underlying	INFINEON TECHNOLOGIES AG
Maturity	11-2024
Contract size	100

**Market data**

Bid (Bid size)	- EUR (-)
Ask (Ask size)	- EUR (-)
Open	29.2335 EUR
High	29.2335 EUR
Low	29.2335 EUR
Close (prev. day)	30.0227 EUR
Underlying	INFINEON TECHNOLOGIES AG
Underlying price (date)	29.985 (24/09/17)
Settlement price (date)	29.23 (24/09/16)
Open Interest	10,920

**Performance and Risk**

	6m	1y	3y
Perf (%)	-10.73%	-	-
Perf (abs.)	-3.51	-	-
Beta	-	-	-
Volatility	37.41	-	-

**Futures and Options**

Related Futures	-
Related Options	-












Information about previous performance does not guarantee future performance.  
 Source: FactSet

**Price data**

Ø price 5 days   Ø volume 5 days (pcs.)	29.3007 EUR (0)
Ø price 30 days   Ø volume 30 days (pcs.)	31.0991 EUR (0)
Ø price 100 days   Ø volume 100 days (pcs.)	34.3477 EUR (0)
Ø price 250 days   Ø volume 250 days (pcs.)	- EUR (-)
YTD High   date	39.1853 EUR (2024/06/12)
YTD Low   date	28.7180 EUR (2024/09/10)
52 Weeks High   date	- EUR (-)
52 Weeks Low   date	- EUR (-)

**Recent Research**

on underlying		on sector		on market	
Date		Headline		Download	
2024/09/11		Global Equity Ratings			
2024/09/11		Aktienempfehlungen Global			
2024/09/05		Global Equity Ratings			
2024/09/05		Aktienempfehlungen Global			
2024/08/12		Global Equity Ratings		