

INFINEON TECHNOLOGIES AG FUTURE (IFXG) - EUX/202411

2024/05/13 18:36:54

Price
37.912 EUR

Difference  **-2.18% (-0.85)**

General attributes

Symbol	IFXGX24
Exchange	Eurex
Currency	EUR
Security type	Future
Underlying	INFINEON TECHNOLOGIES AG
Maturity	11-2024
Contract size	100

Market data

Bid (Bid size)	- EUR (-)
Ask (Ask size)	- EUR (-)
Open	37.912 EUR
High	37.912 EUR
Low	37.912 EUR
Close (prev. day)	38.7582 EUR
Underlying	INFINEON TECHNOLOGIES AG
Underlying price (date)	37.15 (24/05/14)
Settlement price (date)	37.91 (24/05/13)
Open Interest	10,920

Performance and Risk

	6m	1y	3y
Perf (%)	+24.29%	-	-
Perf (abs.)	+7.41	-	-
Beta	-	-	-
Volatility	40.63	-	-

Futures and Options

Related Futures	-
Related Options	-












Information about previous performance does not guarantee future performance.
Source: FactSet

Price data

Ø price 5 days Ø volume 5 days (pcs.)	37.642 EUR (0)
Ø price 30 days Ø volume 30 days (pcs.)	33.396 EUR (10)
Ø price 100 days Ø volume 100 days (pcs.)	34.457 EUR (114)
Ø price 250 days Ø volume 250 days (pcs.)	- EUR (-)
YTD High date	38.758 EUR (2024/05/10)
YTD Low date	30.461 EUR (2024/04/23)
52 Weeks High date	- EUR (-)
52 Weeks Low date	- EUR (-)

Recent Research

on underlying on sector on market			
Date		Headline	Download
2024/04/26		Global Equity Ratings	
2024/04/26		Aktienempfehlungen Global	
2024/04/03		Global Equity Ratings	
2024/04/03		Aktienempfehlungen Global	
2024/03/13		Global Equity Ratings	