

# VINCI S.A. FUTURE (SQUH) - EUX/202411

2024/09/18 18:41:31

**Price**  
**110.0712** EUR

**Difference**  **-0.24% (-0.26)**

### General attributes

Symbol	SQUHX24
Exchange	Eurex
Currency	EUR
Security type	Future
Underlying	VINCI SA
Maturity	11-2024
Contract size	100

### Market data

Bid (Bid size)	- EUR (-)
Ask (Ask size)	- EUR (-)
Open	110.0712 EUR
High	110.0712 EUR
Low	110.0712 EUR
Close (prev. day)	110.3342 EUR
Underlying	VINCI SA
Underlying price (date)	110.35 (24/09/18)
Settlement price (date)	110.07 (24/09/18)
Open Interest	0

### Performance and Risk

	6m	1y	3y
Perf (%)	-4.57%	-	-
Perf (abs.)	-5.29	-	-
Beta	-	-	-
Volatility	20.72	-	-

### Futures and Options

Related Futures	-
Related Options	-

5y












Information about previous performance does not guarantee future performance.  
Source: FactSet

### Price data

Ø price 5 days   Ø volume 5 days (pcs.)	109.3041 EUR (0)
Ø price 30 days   Ø volume 30 days (pcs.)	106.7978 EUR (0)
Ø price 100 days   Ø volume 100 days (pcs.)	107.7754 EUR (0)
Ø price 250 days   Ø volume 250 days (pcs.)	- EUR (-)
YTD High   date	118.6214 EUR (2024/03/27)
YTD Low   date	98.7352 EUR (2024/06/14)
52 Weeks High   date	- EUR (-)
52 Weeks Low   date	- EUR (-)

### Recent Research

on underlying	on sector	on market	
Date		Headline	Download
2024/09/11		Global Equity Ratings	
2024/09/11		Aktienempfehlungen Global	
2024/09/05		Global Equity Ratings	
2024/09/05		Aktienempfehlungen Global	
2024/08/12		Global Equity Ratings	