

DEERE & CO. FUTURE (DEFF) - EUX/202411

2024/07/15 18:40:59

Price
374.5498 USD

Difference  0.73% (2.71)

General attributes

Symbol	DEFFX24
Exchange	Eurex
Currency	USD
Security type	Future
Underlying	DEERE & CO
Maturity	11-2024
Contract size	100

Market data

Bid (Bid size)	- USD (-)
Ask (Ask size)	- USD (-)
Open	374.5498 USD
High	374.5498 USD
Low	374.5498 USD
Close (prev. day)	371.8385 USD
Underlying	DEERE & CO
Underlying price (date)	378.4301 (24/07/16)
Settlement price (date)	374.55 (24/07/15)
Open Interest	0

Performance and Risk

	6m	1y	3y
Perf (%)	-7.43%	-	-
Perf (abs.)	-30.05	-	-
Beta	-	-	-
Volatility	20.67	-	-

Futures and Options

Related Futures	-
Related Options	-

5y












Information about previous performance does not guarantee future performance.
Source: FactSet

Price data

Ø price 5 days Ø volume 5 days (pcs.)	364.3373 USD (0)
Ø price 30 days Ø volume 30 days (pcs.)	374.9760 USD (0)
Ø price 100 days Ø volume 100 days (pcs.)	391.8427 USD (0)
Ø price 250 days Ø volume 250 days (pcs.)	- USD (-)
YTD High date	424.5016 USD (2024/04/04)
YTD Low date	353.9638 USD (2024/07/10)
52 Weeks High date	- USD (-)
52 Weeks Low date	- USD (-)

Recent Research

on underlying	on sector	on market	
Date		Headline	Download
2024/07/15		Aktienempfehlungen Global	
2024/07/12		Global Equity Ratings	
2024/06/21		Global Equity Ratings	
2024/06/21		Aktienempfehlungen Global	
2024/06/14		Global Equity Ratings	