

NETFLIX INC. FUTURE (NTFF) - EUX/202411

2024/07/17 18:46:04

Price
656.1704 USDDifference  -1.51% (-10.06)

General attributes

Symbol	NTFFX24
Exchange	Eurex
Currency	USD
Security type	Future
Underlying	NETFLIX INC
Maturity	11-2024
Contract size	100

Market data

Bid (Bid size)	- USD (-)
Ask (Ask size)	- USD (-)
Open	656.1704 USD
High	656.1704 USD
Low	656.1704 USD
Close (prev. day)	666.2301 USD
Underlying	NETFLIX INC
Underlying price (date)	647.46 (24/07/17)
Settlement price (date)	656.17 (24/07/17)
Open Interest	0

Performance and Risk

	6m	1y	3y
Perf (%)	+31.77%	-	-
Perf (abs.)	+160.62	-	-
Beta	-	-	-
Volatility	31.73	-	-

Futures and Options

Related Futures	-
Related Options	-













Information about previous performance does not guarantee future performance.
Source: FactSet

Price data

Ø price 5 days Ø volume 5 days (pcs.)	673.4423 USD (0)
Ø price 30 days Ø volume 30 days (pcs.)	683.7677 USD (0)
Ø price 100 days Ø volume 100 days (pcs.)	646.6663 USD (0)
Ø price 250 days Ø volume 250 days (pcs.)	- USD (-)
YTD High date	711.0033 USD (2024/07/05)
YTD Low date	492.7455 USD (2024/01/03)
52 Weeks High date	- USD (-)
52 Weeks Low date	- USD (-)

Recent Research

on underlying	on sector	on market	
Date		Headline	Download
2024/07/15		Aktienempfehlungen Global	
2024/07/12		Global Equity Ratings	
2024/06/21		Global Equity Ratings	
2024/06/21		Aktienempfehlungen Global	
2024/06/14		Global Equity Ratings	

5y