

# NETFLIX INC. FUTURE (NTFF) - EUX/202411

2024/07/16 18:50:44

**Price**  
**666.2301** USD

**Difference**  **-1.35% (-9.14)**

### General attributes

Symbol	NTFFX24
Exchange	Eurex
Currency	USD
Security type	Future
Underlying	NETFLIX INC
Maturity	11-2024
Contract size	100

### Market data

Bid (Bid size)	- USD (-)
Ask (Ask size)	- USD (-)
Open	666.2301 USD
High	666.2301 USD
Low	666.2301 USD
Close (prev. day)	675.3745 USD
Underlying	NETFLIX INC
Underlying price (date)	652.97 (24/07/16)
Settlement price (date)	666.23 (24/07/16)
Open Interest	0

### Performance and Risk

	6m	1y	3y
Perf (%)	+30.68%	-	-
Perf (abs.)	+158.57	-	-
Beta	-	-	-
Volatility	31.67	-	-

### Futures and Options

Related Futures	-
Related Options	-

5y












Information about previous performance does not guarantee future performance.  
Source: FactSet

### Price data

Ø price 5 days   Ø volume 5 days (pcs.)	681.1950 USD (0)
Ø price 30 days   Ø volume 30 days (pcs.)	683.1336 USD (0)
Ø price 100 days   Ø volume 100 days (pcs.)	646.1040 USD (0)
Ø price 250 days   Ø volume 250 days (pcs.)	- USD (-)
YTD High   date	711.0033 USD (2024/07/05)
YTD Low   date	492.7455 USD (2024/01/03)
52 Weeks High   date	- USD (-)
52 Weeks Low   date	- USD (-)

### Recent Research

on underlying	on sector	on market	
Date		Headline	Download
2024/07/15		Aktienempfehlungen Global	
2024/07/12		Global Equity Ratings	
2024/06/21		Global Equity Ratings	
2024/06/21		Aktienempfehlungen Global	
2024/06/14		Global Equity Ratings	