

# FRESENIUS SE & CO. KGAA FUTURE (FREH) - EUX/202411

2024/07/16 18:50:20

Price  
**29.9596** EUR

Difference  2.56% (0.75)

### General attributes

Symbol	FREHX24
Exchange	Eurex
Currency	EUR
Security type	Future
Underlying	FRESENIUS SE & CO. KGAA
Maturity	11-2024
Contract size	100

### Market data

Bid (Bid size)	- EUR (-)
Ask (Ask size)	- EUR (-)
Open	29.9596 EUR
High	29.9596 EUR
Low	29.9596 EUR
Close (prev. day)	29.2128 EUR
Underlying	FRESENIUS SE & CO. KGAA
Underlying price (date)	29.56 (24/07/16)
Settlement price (date)	29.96 (24/07/16)
Open Interest	250

### Performance and Risk

	6m	1y	3y
Perf (%)	+5.07%	-	-
Perf (abs.)	+1.41	-	-
Beta	-	-	-
Volatility	21.11	-	-

### Futures and Options

Related Futures	-
Related Options	-












Information about previous performance does not guarantee future performance.  
Source: FactSet

### Price data

Ø price 5 days   Ø volume 5 days (pcs.)	29.4514 EUR (0)
Ø price 30 days   Ø volume 30 days (pcs.)	29.4378 EUR (0)
Ø price 100 days   Ø volume 100 days (pcs.)	27.8997 EUR (3)
Ø price 250 days   Ø volume 250 days (pcs.)	- EUR (-)
YTD High   date	30.8744 EUR (2024/06/06)
YTD Low   date	25.1597 EUR (2024/03/25)
52 Weeks High   date	- EUR (-)
52 Weeks Low   date	- EUR (-)

### Recent Research

on underlying	on sector	on market	
Date		Headline	Download
2022/05/04		Global Equity Ratings	
2022/05/04		Aktienempfehlungen Global	
2022/04/27		Global Equity Ratings	
2022/04/27		Aktienempfehlungen Global	
2022/04/14		Global Equity Ratings	