

VODAFONE GROUP PLC FUTURE (VODH) - EUX/202411

2024/05/30 18:35:38

Price
72.7154 GBP
 Difference  1.29% (0.93)

General attributes

Symbol	VODHX24
Exchange	Eurex
Currency	GBP
Security type	Future
Underlying	VODAFONE GROUP PLC
Maturity	11-2024
Contract size	1,000

Market data

Bid (Bid size)	- GBP (-)
Ask (Ask size)	- GBP (-)
Open	72.7154 GBP
High	72.7154 GBP
Low	72.7154 GBP
Close (prev. day)	71.7866 GBP
Underlying	VODAFONE GROUP PLC
Underlying price (date)	74.9798 (24/05/31)
Settlement price (date)	72.72 (24/05/30)
Open Interest	0

Performance and Risk

	6m	1y	3y
Perf (%)	+0.18%	-	-
Perf (abs.)	+0.13	-	-
Beta	-	-	-
Volatility	28.57	-	-

Futures and Options

Related Futures	-
Related Options	-

5y












Information about previous performance does not guarantee future performance.
 Source: FactSet

Price data

Ø price 5 days Ø volume 5 days (pcs.)	71.8939 GBP (0)
Ø price 30 days Ø volume 30 days (pcs.)	69.4716 GBP (0)
Ø price 100 days Ø volume 100 days (pcs.)	68.0862 GBP (0)
Ø price 250 days Ø volume 250 days (pcs.)	- GBP (-)
YTD High date	75.6391 GBP (2024/05/16)
YTD Low date	63.2790 GBP (2024/02/09)
52 Weeks High date	- GBP (-)
52 Weeks Low date	- GBP (-)

Recent Research

on underlying		on sector	
Date		Headline	Download
2022/12/19		Global Equity Ratings	
2022/12/19		Aktienempfehlungen Global	
2022/11/28		Global Equity Ratings	
2022/11/28		Aktienempfehlungen Global	
2022/11/18		Global Equity Ratings	