

PEPSICO INC. FUTURE (PEPF) - EUX/202411

2024/07/16 18:50:50

Price
165.1789 USD

Difference  -0.72% (-1.21)

General attributes

Symbol	PEPF24
Exchange	Eurex
Currency	USD
Security type	Future
Underlying	PEPSICO INC.
Maturity	11-2024
Contract size	100

Market data

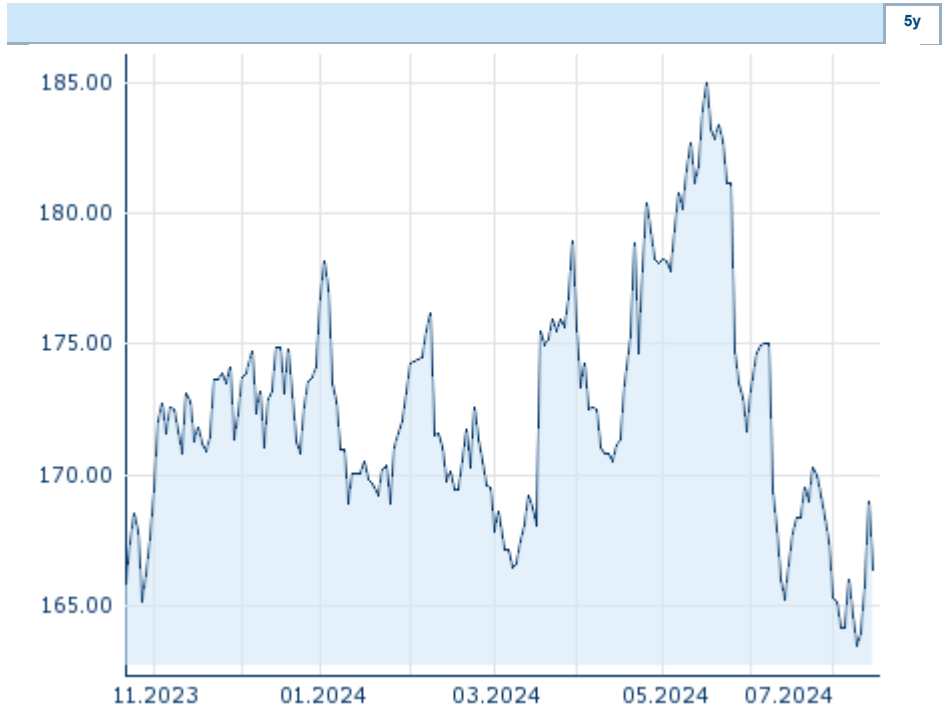
Bid (Bid size)	- USD (-)
Ask (Ask size)	- USD (-)
Open	165.1789 USD
High	165.1789 USD
Low	165.1789 USD
Close (prev. day)	166.3847 USD
Underlying	PEPSICO INC.
Underlying price (date)	163.66 (24/07/16)
Settlement price (date)	165.18 (24/07/16)
Open Interest	0

Performance and Risk

	6m	1y	3y
Perf (%)	-2.15%	-	-
Perf (abs.)	-3.66	-	-
Beta	-	-	-
Volatility	15.59	-	-

Futures and Options

Related Futures	-
Related Options	-












Information about previous performance does not guarantee future performance.
Source: FactSet

Price data

Ø price 5 days Ø volume 5 days (pcs.)	165.6556 USD (0)
Ø price 30 days Ø volume 30 days (pcs.)	168.0057 USD (0)
Ø price 100 days Ø volume 100 days (pcs.)	172.8746 USD (0)
Ø price 250 days Ø volume 250 days (pcs.)	- USD (-)
YTD High date	185.0139 USD (2024/05/17)
YTD Low date	163.4382 USD (2024/07/09)
52 Weeks High date	- USD (-)
52 Weeks Low date	- USD (-)

Recent Research

on underlying	on sector	on market	
Date		Headline	Download
2024/07/15		Aktienempfehlungen Global	
2024/07/12		Global Equity Ratings	
2024/06/21		Global Equity Ratings	
2024/06/21		Aktienempfehlungen Global	
2024/06/14		Global Equity Ratings	