

LOWE'S COMPANIES INC. FUTURE (LOWF) - EUX/202411

2024/09/18 18:41:03

Price
258.0647 USD

Difference  **-0.73% (-1.91)**

General attributes

| | |
|---------------|----------------------|
| Symbol | LOWFX24 |
| Exchange | Eurex |
| Currency | USD |
| Security type | Future |
| Underlying | LOWES COMPANIES INC. |
| Maturity | 11-2024 |
| Contract size | 100 |

Market data

| | |
|-------------------------|----------------------|
| Bid (Bid size) | - USD (-) |
| Ask (Ask size) | - USD (-) |
| Open | 258.0647 USD |
| High | 258.0647 USD |
| Low | 258.0647 USD |
| Close (prev. day) | 259.9705 USD |
| Underlying | LOWES COMPANIES INC. |
| Underlying price (date) | 256.52 (24/09/18) |
| Settlement price (date) | 258.06 (24/09/18) |
| Open Interest | 0 |

Performance and Risk

| | 6m | 1y | 3y |
|-------------|--------|----|----|
| Perf (%) | +4.08% | - | - |
| Perf (abs.) | +10.20 | - | - |
| Beta | - | - | - |
| Volatility | 23.17 | - | - |

Futures and Options

| | |
|-----------------|---|
| Related Futures | - |
| Related Options | - |

5y













Information about previous performance does not guarantee future performance.
 Source: FactSet

Price data

| | |
|---|---------------------------|
| Ø price 5 days Ø volume 5 days (pcs.) | 254.0268 USD (0) |
| Ø price 30 days Ø volume 30 days (pcs.) | 246.1951 USD (0) |
| Ø price 100 days Ø volume 100 days (pcs.) | 235.1155 USD (0) |
| Ø price 250 days Ø volume 250 days (pcs.) | - USD (-) |
| YTD High date | 266.3606 USD (2024/03/21) |
| YTD Low date | 215.3883 USD (2024/07/02) |
| 52 Weeks High date | - USD (-) |
| 52 Weeks Low date | - USD (-) |

Recent Research

| on sector | | on market | |
|------------|---|---------------------------|---|
| Date | | Headline | Download |
| 2024/09/11 |  | Global Equity Ratings |  |
| 2024/09/11 |  | Aktienempfehlungen Global |  |
| 2024/09/05 |  | Global Equity Ratings |  |
| 2024/09/05 |  | Aktienempfehlungen Global |  |
| 2024/08/12 |  | Global Equity Ratings |  |