

LOWE'S COMPANIES INC. FUTURE (LOWF) - EUX/202411

2024/06/14 18:39:06

Price
224.5209 USD
Difference  **-1.86% (-4.25)**

General attributes

Symbol LOWFX24
Exchange Eurex
Currency USD
Security type Future
Underlying LOWES COMPANIES INC.
Maturity 11-2024
Contract size 100

Market data

Bid (Bid size) - USD (-)
Ask (Ask size) - USD (-)
Open 224.5209 USD
High 224.5209 USD
Low 224.5209 USD
Close (prev. day) 228.7727 USD
Underlying LOWES COMPANIES INC.
Underlying price (date) 223.35 (24/06/14)
Settlement price (date) 224.52 (24/06/14)
Open Interest 0

Performance and Risk

	6m	1y	3y
Perf (%)	-2.43%	-	-
Perf (abs.)	-5.60	-	-
Beta	-	-	-
Volatility	20.57	-	-

Futures and Options

Related Futures -
Related Options -

5y












Information about previous performance does not guarantee future performance.
 Source: FactSet

Price data

Ø price 5 days Ø volume 5 days (pcs.)	224.5894 USD (0)
Ø price 30 days Ø volume 30 days (pcs.)	227.8967 USD (0)
Ø price 100 days Ø volume 100 days (pcs.)	235.9132 USD (0)
Ø price 250 days Ø volume 250 days (pcs.)	- USD (-)
YTD High date	266.3606 USD (2024/03/21)
YTD Low date	215.8151 USD (2024/01/25)
52 Weeks High date	- USD (-)
52 Weeks Low date	- USD (-)

Recent Research

on sector		on market	
Date		Headline	Download
2024/06/14		Global Equity Ratings	
2024/06/14		Aktienempfehlungen Global	
2024/05/31		Equity Weekly	
2024/05/29		Global Equity Ratings	
2024/05/29		Aktienempfehlungen Global	