

LOWE'S COMPANIES INC. FUTURE (LOWF) - EUX/202411

2024/05/23 18:40:31

Price
223.0635 USD

Difference  -1.62% (-3.68)

General attributes

Symbol	LOWFX24
Exchange	Eurex
Currency	USD
Security type	Future
Underlying	LOWES COMPANIES INC.
Maturity	11-2024
Contract size	100

Market data

Bid (Bid size)	- USD (-)
Ask (Ask size)	- USD (-)
Open	223.0635 USD
High	223.0635 USD
Low	223.0635 USD
Close (prev. day)	226.7433 USD
Underlying	LOWES COMPANIES INC.
Underlying price (date)	217.48 (24/05/23)
Settlement price (date)	223.06 (24/05/23)
Open Interest	0

Performance and Risk

	6m	1y	3y
Perf (%)	+8.82%	-	-
Perf (abs.)	+18.08	-	-
Beta	-	-	-
Volatility	23.45	-	-

Futures and Options

Related Futures	-
Related Options	-

5y












Information about previous performance does not guarantee future performance.
Source: FactSet

Price data

Ø price 5 days Ø volume 5 days (pcs.)	229.0888 USD (0)
Ø price 30 days Ø volume 30 days (pcs.)	235.2409 USD (0)
Ø price 100 days Ø volume 100 days (pcs.)	236.1054 USD (0)
Ø price 250 days Ø volume 250 days (pcs.)	- USD (-)
YTD High date	266.3606 USD (2024/03/21)
YTD Low date	215.8151 USD (2024/01/25)
52 Weeks High date	- USD (-)
52 Weeks Low date	- USD (-)

Recent Research

on sector		on market	
Date		Headline	Download
2024/04/26		Global Equity Ratings	
2024/04/26		Aktienempfehlungen Global	
2024/04/03		Global Equity Ratings	
2024/04/03		Aktienempfehlungen Global	
2024/03/13		Global Equity Ratings	