

NEXTERA ENERGY INC. FUTURE (FPLF) - EUX/202411

2024/05/17 19:04:56

Price
77.3877 USD

Difference  -0.74% (-0.58)

General attributes

Symbol	FPLFX24
Exchange	Eurex
Currency	USD
Security type	Future
Underlying	NEXTERA ENERGY INC.
Maturity	11-2024
Contract size	100

Market data

Bid (Bid size)	- USD (-)
Ask (Ask size)	- USD (-)
Open	77.3877 USD
High	77.3877 USD
Low	77.3877 USD
Close (prev. day)	77.9641 USD
Underlying	NEXTERA ENERGY INC.
Underlying price (date)	76.09 (24/05/17)
Settlement price (date)	77.39 (24/05/17)
Open Interest	0

Performance and Risk

	6m	1y	3y
Perf (%)	+33.28%	-	-
Perf (abs.)	+19.32	-	-
Beta	-	-	-
Volatility	25.11	-	-

Futures and Options

Related Futures	-
Related Options	-












Information about previous performance does not guarantee future performance.
Source: FactSet

Price data

Ø price 5 days Ø volume 5 days (pcs.)	76.7593 USD (0)
Ø price 30 days Ø volume 30 days (pcs.)	69.2000 USD (0)
Ø price 100 days Ø volume 100 days (pcs.)	62.7766 USD (0)
Ø price 250 days Ø volume 250 days (pcs.)	- USD (-)
YTD High date	77.9641 USD (2024/05/16)
YTD Low date	55.5054 USD (2024/03/04)
52 Weeks High date	- USD (-)
52 Weeks Low date	- USD (-)

Recent Research

on underlying on sector on market			
Date		Headline	Download
2024/04/26		Global Equity Ratings	
2024/04/26		Aktienempfehlungen Global	
2024/04/03		Global Equity Ratings	
2024/04/03		Aktienempfehlungen Global	
2024/03/13		Global Equity Ratings	