

# SOUTHERN CO., THE FUTURE (SOFF) - EUX/202411

2024/09/18 18:41:30

**Price**  
**90.2002** USD  
 Difference  0.23% (0.21)

**General attributes**

Symbol SOFFX24  
 Exchange Eurex  
 Currency USD  
 Security type Future  
 Underlying SOUTHERN CO.  
 Maturity 11-2024  
 Contract size 100

**Market data**

Bid (Bid size) - USD (-)  
 Ask (Ask size) - USD (-)  
 Open 90.2002 USD  
 High 90.2002 USD  
 Low 90.2002 USD  
 Close (prev. day) 89.9903 USD  
 Underlying SOUTHERN CO.  
 Underlying price (date) 89.01 (24/09/18)  
 Settlement price (date) 90.20 (24/09/18)  
 Open Interest 0

**Performance and Risk**

	6m	1y	3y
Perf (%)	+28.41%	-	-
Perf (abs.)	+19.91	-	-
Beta	-	-	-
Volatility	14.88	-	-

**Futures and Options**

Related Futures -  
 Related Options -

5y












Information about previous performance does not guarantee future performance.  
 Source: FactSet

**Price data**

Ø price 5 days   Ø volume 5 days (pcs.)	89.8240 USD (0)
Ø price 30 days   Ø volume 30 days (pcs.)	88.4400 USD (0)
Ø price 100 days   Ø volume 100 days (pcs.)	82.7968 USD (0)
Ø price 250 days   Ø volume 250 days (pcs.)	- USD (-)
YTD High   date	90.6293 USD (2024/09/10)
YTD Low   date	66.7643 USD (2024/02/28)
52 Weeks High   date	- USD (-)
52 Weeks Low   date	- USD (-)

**Recent Research**

on underlying	on sector	on market	
Date		Headline	Download
2024/09/11		Global Equity Ratings	
2024/09/11		Aktienempfehlungen Global	
2024/09/05		Global Equity Ratings	
2024/09/05		Aktienempfehlungen Global	
2024/08/12		Global Equity Ratings	