

PROCTER & GAMBLE CO., THE FUTURE (PGFF) - EUX/202411

2024/06/24 18:55:00

Price
170.7071 USD
 Difference  0.88% (1.50)

General attributes	
Symbol	PGFFX24
Exchange	Eurex
Currency	USD
Security type	Future
Underlying	PROCTER & GAMBLE CO
Maturity	11-2024
Contract size	100

Market data	
Bid (Bid size)	- USD (-)
Ask (Ask size)	- USD (-)
Open	170.7071 USD
High	170.7071 USD
Low	170.7071 USD
Close (prev. day)	169.2115 USD
Underlying	PROCTER & GAMBLE CO
Underlying price (date)	168.45 (24/06/24)
Settlement price (date)	170.71 (24/06/24)
Open Interest	0

Performance and Risk			
	6m	1y	3y
Perf (%)	+15.13%	-	-
Perf (abs.)	+22.43	-	-
Beta	-	-	-
Volatility	13.52	-	-










Futures and Options	
Related Futures	-
Related Options	-



Information about previous performance does not guarantee future performance.
 Source: FactSet

Price data	
Ø price 5 days Ø volume 5 days (pcs.)	169.8512 USD (0)
Ø price 30 days Ø volume 30 days (pcs.)	168.6552 USD (0)
Ø price 100 days Ø volume 100 days (pcs.)	164.6859 USD (0)
Ø price 250 days Ø volume 250 days (pcs.)	- USD (-)
YTD High date	170.7071 USD (2024/06/24)
YTD Low date	149.8757 USD (2024/01/18)
52 Weeks High date	- USD (-)
52 Weeks Low date	- USD (-)

Recent Research

on underlying	on sector	on market	
Date		Headline	Download
2024/06/21		Global Equity Ratings	
2024/06/21		Aktienempfehlungen Global	
2024/06/14		Global Equity Ratings	
2024/06/14		Aktienempfehlungen Global	
2024/05/29		Global Equity Ratings	