

PROCTER & GAMBLE CO., THE FUTURE (PGFF) - EUX/202411

2024/05/13 18:37:11

Price
168.9654 USD

Difference  **-0.26% (-0.43)**

General attributes

Symbol	PGFFX24
Exchange	Eurex
Currency	USD
Security type	Future
Underlying	PROCTER & GAMBLE CO
Maturity	11-2024
Contract size	100

Market data

Bid (Bid size)	- USD (-)
Ask (Ask size)	- USD (-)
Open	168.9654 USD
High	168.9654 USD
Low	168.9654 USD
Close (prev. day)	169.3991 USD
Underlying	PROCTER & GAMBLE CO
Underlying price (date)	165.87 (24/05/13)
Settlement price (date)	168.97 (24/05/13)
Open Interest	0

Performance and Risk

	6m	1y	3y
Perf (%)	+7.52%	-	-
Perf (abs.)	+11.82	-	-
Beta	-	-	-
Volatility	15.19	-	-

Futures and Options

Related Futures	-
Related Options	-












Information about previous performance does not guarantee future performance.
Source: FactSet

Price data

Ø price 5 days Ø volume 5 days (pcs.)	168.7957 USD (0)
Ø price 30 days Ø volume 30 days (pcs.)	162.9286 USD (0)
Ø price 100 days Ø volume 100 days (pcs.)	159.8675 USD (0)
Ø price 250 days Ø volume 250 days (pcs.)	- USD (-)
YTD High date	169.3991 USD (2024/05/10)
YTD Low date	149.8757 USD (2024/01/18)
52 Weeks High date	- USD (-)
52 Weeks Low date	- USD (-)

Recent Research

on underlying	on sector	on market	
Date		Headline	Download
2024/04/26		Global Equity Ratings	
2024/04/26		Aktienempfehlungen Global	
2024/04/03		Global Equity Ratings	
2024/04/03		Aktienempfehlungen Global	
2024/03/13		Global Equity Ratings	