

# PFIZER INC. FUTURE (PFEF) - EUX/202411

2024/07/16 18:50:50

Price  
**29.0686** USD

Difference  1.56% (0.45)

### General attributes

Symbol	PFEFX24
Exchange	Eurex
Currency	USD
Security type	Future
Underlying	PFIZER INC
Maturity	11-2024
Contract size	100

### Market data

Bid (Bid size)	- USD (-)
Ask (Ask size)	- USD (-)
Open	29.0686 USD
High	29.0686 USD
Low	29.0686 USD
Close (prev. day)	28.6218 USD
Underlying	PFIZER INC
Underlying price (date)	29.50 (24/07/16)
Settlement price (date)	29.07 (24/07/16)
Open Interest	0

### Performance and Risk

	6m	1y	3y
Perf (%)	+1.54%	-	-
Perf (abs.)	+0.43	-	-
Beta	-	-	-
Volatility	25.59	-	-

### Futures and Options

Related Futures	-
Related Options	-












5y

Information about previous performance does not guarantee future performance.  
Source: FactSet

### Price data

Ø price 5 days   Ø volume 5 days (pcs.)	28.1533 USD (0)
Ø price 30 days   Ø volume 30 days (pcs.)	27.8993 USD (0)
Ø price 100 days   Ø volume 100 days (pcs.)	27.3817 USD (0)
Ø price 250 days   Ø volume 250 days (pcs.)	- USD (-)
YTD High   date	29.4785 USD (2024/01/02)
YTD Low   date	24.9237 USD (2024/04/18)
52 Weeks High   date	- USD (-)
52 Weeks Low   date	- USD (-)

### Recent Research

on underlying	on sector	on market	
Date		Headline	Download
2024/07/15		Aktienempfehlungen Global	
2024/07/12		Global Equity Ratings	
2024/06/21		Global Equity Ratings	
2024/06/21		Aktienempfehlungen Global	
2024/06/14		Global Equity Ratings	