

PFIZER INC. FUTURE (PFEF) - EUX/202411

2024/05/09 19:03:58

Price
27.825 USD

Difference  **-1.35% (-0.38)**

General attributes

Symbol	PFEFX24
Exchange	Eurex
Currency	USD
Security type	Future
Underlying	PFIZER INC
Maturity	11-2024
Contract size	100

Market data

Bid (Bid size)	- USD (-)
Ask (Ask size)	- USD (-)
Open	27.825 USD
High	27.825 USD
Low	27.825 USD
Close (prev. day)	28.2064 USD
Underlying	PFIZER INC
Underlying price (date)	28.155 (24/05/09)
Settlement price (date)	27.83 (24/05/09)
Open Interest	0

Performance and Risk

	6m	1y	3y
Perf (%)	-7.34%	-	-
Perf (abs.)	-2.23	-	-
Beta	-	-	-
Volatility	29.73	-	-

Futures and Options

Related Futures	-
Related Options	-












Information about previous performance does not guarantee future performance.
Source: FactSet

Price data

Ø price 5 days Ø volume 5 days (pcs.)	27.774 USD (0)
Ø price 30 days Ø volume 30 days (pcs.)	26.354 USD (0)
Ø price 100 days Ø volume 100 days (pcs.)	27.145 USD (0)
Ø price 250 days Ø volume 250 days (pcs.)	- USD (-)
YTD High date	29.479 USD (2024/01/02)
YTD Low date	24.924 USD (2024/04/18)
52 Weeks High date	- USD (-)
52 Weeks Low date	- USD (-)

Recent Research

on underlying		on sector		on market	
Date		Headline		Download	
2024/04/26		Global Equity Ratings			
2024/04/26		Aktienempfehlungen Global			
2024/04/03		Global Equity Ratings			
2024/04/03		Aktienempfehlungen Global			
2024/03/13		Global Equity Ratings		