


PFIZER INC. FUTURE (PFEF) - EUX/202411

2024/04/26 18:31:51

Price
24.9869 USD

Difference  **-0.39% (-0.10)**

General attributes

| | |
|---------------|------------|
| Symbol | PFEFX24 |
| Exchange | Eurex |
| Currency | USD |
| Security type | Future |
| Underlying | PFIZER INC |
| Maturity | 11-2024 |
| Contract size | 100 |

Market data

| | |
|-------------------------|------------------|
| Bid (Bid size) | - USD (-) |
| Ask (Ask size) | - USD (-) |
| Open | 24.9869 USD |
| High | 24.9869 USD |
| Low | 24.9869 USD |
| Close (prev. day) | 25.0836 USD |
| Underlying | PFIZER INC |
| Underlying price (date) | 25.40 (24/04/26) |
| Settlement price (date) | 24.99 (24/04/26) |
| Open Interest | 0 |

Performance and Risk

| | 6m | 1y | 3y |
|-------------|---------|----|----|
| Perf (%) | -18.97% | - | - |
| Perf (abs.) | -5.85 | - | - |
| Beta | - | - | - |
| Volatility | 27.65 | - | - |

Futures and Options

| | |
|-----------------|---|
| Related Futures | - |
| Related Options | - |













Information about previous performance does not guarantee future performance.
 Source: FactSet

Price data

| | |
|---|--------------------------|
| Ø price 5 days Ø volume 5 days (pcs.) | 25.5355 USD (0) |
| Ø price 30 days Ø volume 30 days (pcs.) | 26.4874 USD (0) |
| Ø price 100 days Ø volume 100 days (pcs.) | 27.2464 USD (0) |
| Ø price 250 days Ø volume 250 days (pcs.) | - USD (-) |
| YTD High date | 29.4785 USD (2024/01/02) |
| YTD Low date | 24.9237 USD (2024/04/18) |
| 52 Weeks High date | - USD (-) |
| 52 Weeks Low date | - USD (-) |

Recent Research

| on underlying on sector on market | | | |
|---------------------------------------|---|---------------------------|---|
| Date | | Headline | Download |
| 2024/04/26 |  | Global Equity Ratings |  |
| 2024/04/26 |  | Aktienempfehlungen Global |  |
| 2024/04/03 |  | Global Equity Ratings |  |
| 2024/04/03 |  | Aktienempfehlungen Global |  |
| 2024/03/13 |  | Global Equity Ratings |  |