

# COSTCO WHOLESALE CORP. FUTURE (COSF) - EUX/202411

2024/07/12 18:58:00

**Price**  
861.7819 USD

**Difference**  -1.07% (-9.36)

### General attributes

Symbol	COSFX24
Exchange	Eurex
Currency	USD
Security type	Future
Underlying	COSTCO WHOLESALE
Maturity	11-2024
Contract size	100

### Market data

Bid (Bid size)	- USD (-)
Ask (Ask size)	- USD (-)
Open	861.7819 USD
High	861.7819 USD
Low	861.7819 USD
Close (prev. day)	871.1386 USD
Underlying	COSTCO WHOLESALE
Underlying price (date)	842.90 (24/07/12)
Settlement price (date)	861.78 (24/07/12)
Open Interest	0

### Performance and Risk

	6m	1y	3y
Perf (%)	+25.34%	-	-
Perf (abs.)	+176.14	-	-
Beta	-	-	-
Volatility	19.75	-	-

### Futures and Options

Related Futures	-
Related Options	-

5y











Information about previous performance does not guarantee future performance.  
Source: FactSet

### Price data

Ø price 5 days   Ø volume 5 days (pcs.)	893.0936 USD (0)
Ø price 30 days   Ø volume 30 days (pcs.)	870.3821 USD (0)
Ø price 100 days   Ø volume 100 days (pcs.)	799.6407 USD (0)
Ø price 250 days   Ø volume 250 days (pcs.)	- USD (-)
YTD High   date	907.6057 USD (2024/07/09)
YTD Low   date	671.1915 USD (2024/01/04)
52 Weeks High   date	- USD (-)
52 Weeks Low   date	- USD (-)

### Recent Research

on sector		on market	
Date		Headline	Download
2024/07/12		Global Equity Ratings	
2024/07/12		Aktienempfehlungen Global	
2024/06/21		Equity Weekly	
2024/06/21		Global Equity Ratings	
2024/06/21		Aktienempfehlungen Global	