

JOHNSON & JOHNSON FUTURE (JNJF) - EUX/202411

2024/08/14 18:36:44

Price
159.492 USDDifference  0.46% (0.73)

General attributes

Symbol	JNJFX24
Exchange	Eurex
Currency	USD
Security type	Future
Underlying	JOHNSON & JOHNSON
Maturity	11-2024
Contract size	100

Market data

Bid (Bid size)	- USD (-)
Ask (Ask size)	- USD (-)
Open	159.492 USD
High	159.492 USD
Low	159.492 USD
Close (prev. day)	158.7621 USD
Underlying	JOHNSON & JOHNSON
Underlying price (date)	158.48 (24/08/14)
Settlement price (date)	159.49 (24/08/14)
Open Interest	0

Performance and Risk

	6m	1y	3y
Perf (%)	+0.73%	-	-
Perf (abs.)	+1.15	-	-
Beta	-	-	-
Volatility	15.68	-	-

Futures and Options

Related Futures	-
Related Options	-












5y

Information about previous performance does not guarantee future performance.
Source: FactSet

Price data

Ø price 5 days Ø volume 5 days (pcs.)	160.223 USD (0)
Ø price 30 days Ø volume 30 days (pcs.)	156.660 USD (0)
Ø price 100 days Ø volume 100 days (pcs.)	152.794 USD (0)
Ø price 250 days Ø volume 250 days (pcs.)	- USD (-)
YTD High date	166.339 USD (2024/03/01)
YTD Low date	146.395 USD (2024/04/17)
52 Weeks High date	- USD (-)
52 Weeks Low date	- USD (-)

Recent Research

on underlying	on sector	on market	
Date		Headline	Download
2024/08/12		Global Equity Ratings	
2024/08/12		Aktienempfehlungen Global	
2024/07/24		Global Equity Ratings	
2024/07/24		Aktienempfehlungen Global	
2024/07/15		Aktienempfehlungen Global	