

## JOHNSON &amp; JOHNSON FUTURE (JNJF) - EUX/202411

2024/07/16 18:50:37

Price  
**151.7203** USDDifference  0.26% (0.39)

## General attributes

Symbol	JNJFX24
Exchange	Eurex
Currency	USD
Security type	Future
Underlying	JOHNSON & JOHNSON
Maturity	11-2024
Contract size	100

## Market data

Bid (Bid size)	- USD (-)
Ask (Ask size)	- USD (-)
Open	151.7203 USD
High	151.7203 USD
Low	151.7203 USD
Close (prev. day)	151.328 USD
Underlying	JOHNSON & JOHNSON
Underlying price (date)	150.5794 (24/07/16)
Settlement price (date)	151.72 (24/07/16)
Open Interest	0

## Performance and Risk

	6m	1y	3y
Perf (%)	-8.47%	-	-
Perf (abs.)	-14.01	-	-
Beta	-	-	-
Volatility	13.87	-	-

## Futures and Options

Related Futures	-
Related Options	-












Information about previous performance does not guarantee future performance.  
Source: FactSet

## Price data

Ø price 5 days   Ø volume 5 days (pcs.)	150.3703 USD (0)
Ø price 30 days   Ø volume 30 days (pcs.)	148.8085 USD (0)
Ø price 100 days   Ø volume 100 days (pcs.)	153.6195 USD (0)
Ø price 250 days   Ø volume 250 days (pcs.)	- USD (-)
YTD High   date	166.3390 USD (2024/03/01)
YTD Low   date	146.3953 USD (2024/04/17)
52 Weeks High   date	- USD (-)
52 Weeks Low   date	- USD (-)

## Recent Research

on underlying	on sector	on market	
Date		Headline	Download
2024/07/15		Aktienempfehlungen Global	
2024/07/12		Global Equity Ratings	
2024/06/21		Global Equity Ratings	
2024/06/21		Aktienempfehlungen Global	
2024/06/14		Global Equity Ratings	