

JOHNSON & JOHNSON FUTURE (JNJF) - EUX/202411

2024/06/10 18:32:49

Price
148.4168 USD

Difference  -1.39% (-2.09)

General attributes

Symbol	JNJFX24
Exchange	Eurex
Currency	USD
Security type	Future
Underlying	JOHNSON & JOHNSON
Maturity	11-2024
Contract size	100

Market data

Bid (Bid size)	- USD (-)
Ask (Ask size)	- USD (-)
Open	148.4168 USD
High	148.4168 USD
Low	148.4168 USD
Close (prev. day)	150.5041 USD
Underlying	JOHNSON & JOHNSON
Underlying price (date)	146.05 (24/06/11)
Settlement price (date)	148.42 (24/06/10)
Open Interest	0

Performance and Risk

	6m	1y	3y
Perf (%)	-6.32%	-	-
Perf (abs.)	-10.01	-	-
Beta	-	-	-
Volatility	14.05	-	-

Futures and Options

Related Futures	-
Related Options	-

5y












Information about previous performance does not guarantee future performance.
Source: FactSet

Price data

Ø price 5 days Ø volume 5 days (pcs.)	149.2490 USD (0)
Ø price 30 days Ø volume 30 days (pcs.)	150.9711 USD (0)
Ø price 100 days Ø volume 100 days (pcs.)	156.7628 USD (0)
Ø price 250 days Ø volume 250 days (pcs.)	- USD (-)
YTD High date	166.3390 USD (2024/03/01)
YTD Low date	146.3953 USD (2024/04/17)
52 Weeks High date	- USD (-)
52 Weeks Low date	- USD (-)

Recent Research

on underlying	on sector	on market	
Date		Headline	Download
2024/05/29		Global Equity Ratings	
2024/05/29		Aktienempfehlungen Global	
2024/04/26		Global Equity Ratings	
2024/04/26		Aktienempfehlungen Global	
2024/04/03		Global Equity Ratings	