

WALMART INC. FUTURE (WMTF) - EUX/202411

2024/06/28 18:41:14

Price
68.6701 USD

Difference  -1.06% (-0.74)

General attributes

Symbol	WMTFX24
Exchange	Eurex
Currency	USD
Security type	Future
Underlying	WALMART INC.
Maturity	11-2024
Contract size	100

Market data

Bid (Bid size)	- USD (-)
Ask (Ask size)	- USD (-)
Open	68.6701 USD
High	68.6701 USD
Low	68.6701 USD
Close (prev. day)	69.4061 USD
Underlying	WALMART INC.
Underlying price (date)	67.71 (24/06/28)
Settlement price (date)	68.67 (24/06/28)
Open Interest	0

Performance and Risk

	6m	1y	3y
Perf (%)	-58.04%	-	-
Perf (abs.)	-94.97	-	-
Beta	-	-	-
Volatility	155.90	-	-

Futures and Options

Related Futures	-
Related Options	-

5y












Information about previous performance does not guarantee future performance.
Source: FactSet

Price data

Ø price 5 days Ø volume 5 days (pcs.)	69.3590 USD (0)
Ø price 30 days Ø volume 30 days (pcs.)	67.8773 USD (0)
Ø price 100 days Ø volume 100 days (pcs.)	78.5736 USD (0)
Ø price 250 days Ø volume 250 days (pcs.)	- USD (-)
YTD High date	181.5933 USD (2024/02/20)
YTD Low date	60.0622 USD (2024/04/23)
52 Weeks High date	- USD (-)
52 Weeks Low date	- USD (-)

Recent Research

on underlying	on sector	on market	
Date		Headline	Download
2024/06/21		Equity Weekly	
2024/06/21		Global Equity Ratings	
2024/06/21		Aktienempfehlungen Global	
2024/06/14		Global Equity Ratings	
2024/06/14		Aktienempfehlungen Global	