

WALMART INC. FUTURE (WMTF) - EUX/202411

2024/04/30 18:40:11

Price
60.6599 USD
 Difference  -1.40% (-0.86)

General attributes

Symbol	WMTFX24
Exchange	Eurex
Currency	USD
Security type	Future
Underlying	WALMART INC.
Maturity	11-2024
Contract size	100

Market data

Bid (Bid size)	- USD (-)
Ask (Ask size)	- USD (-)
Open	60.6599 USD
High	60.6599 USD
Low	60.6599 USD
Close (prev. day)	61.5217 USD
Underlying	WALMART INC.
Underlying price (date)	59.35 (24/04/30)
Settlement price (date)	60.66 (24/04/30)
Open Interest	0

Performance and Risk

	6m	1y	3y
Perf (%)	-64.18%	-	-
Perf (abs.)	-108.69	-	-
Beta	-	-	-
Volatility	156.40	-	-

Futures and Options

Related Futures	-
Related Options	-

5y












Information about previous performance does not guarantee future performance.
 Source: FactSet

Price data

Ø price 5 days Ø volume 5 days (pcs.)	61.2367 USD (0)
Ø price 30 days Ø volume 30 days (pcs.)	61.6906 USD (0)
Ø price 100 days Ø volume 100 days (pcs.)	119.9246 USD (0)
Ø price 250 days Ø volume 250 days (pcs.)	- USD (-)
YTD High date	181.5933 USD (2024/02/20)
YTD Low date	60.0622 USD (2024/04/23)
52 Weeks High date	- USD (-)
52 Weeks Low date	- USD (-)

Recent Research

on underlying	on sector	on market	
Date		Headline	Download
2024/04/26		Global Equity Ratings	
2024/04/26		Aktienempfehlungen Global	
2024/04/03		Global Equity Ratings	
2024/04/03		Aktienempfehlungen Global	
2024/03/13		Global Equity Ratings	