

EXXON MOBIL CORP. FUTURE (XOMF) - EUX/202411

2024/07/29 18:35:50

Price
115.9205 USD

Difference  **-1.00% (-1.17)**

General attributes

Symbol	XOMFX24
Exchange	Eurex
Currency	USD
Security type	Future
Underlying	EXXON MOBIL CORPORATION
Maturity	11-2024
Contract size	100

Market data

Bid (Bid size)	- USD (-)
Ask (Ask size)	- USD (-)
Open	115.9205 USD
High	115.9205 USD
Low	115.9205 USD
Close (prev. day)	117.095 USD
Underlying	EXXON MOBIL CORPORATION
Underlying price (date)	116.10 (24/07/29)
Settlement price (date)	115.92 (24/07/29)
Open Interest	0

Performance and Risk

	6m	1y	3y
Perf (%)	+12.54%	-	-
Perf (abs.)	+12.91	-	-
Beta	-	-	-
Volatility	17.66	-	-

Futures and Options

Related Futures	-
Related Options	-

5y












Information about previous performance does not guarantee future performance.
Source: FactSet

Price data

Ø price 5 days Ø volume 5 days (pcs.)	115.6131 USD (0)
Ø price 30 days Ø volume 30 days (pcs.)	114.6004 USD (0)
Ø price 100 days Ø volume 100 days (pcs.)	116.1406 USD (0)
Ø price 250 days Ø volume 250 days (pcs.)	- USD (-)
YTD High date	123.5030 USD (2024/04/12)
YTD Low date	96.5046 USD (2024/01/22)
52 Weeks High date	- USD (-)
52 Weeks Low date	- USD (-)

Recent Research

on underlying	on sector	on market	
Date		Headline	Download
2024/07/24		Global Equity Ratings	
2024/07/24		Aktienempfehlungen Global	
2024/07/15		Aktienempfehlungen Global	
2024/07/12		Global Equity Ratings	
2024/06/21		Global Equity Ratings	