

LILLY & CO., ELI FUTURE (LLYF) - EUX/202411

2024/07/26 18:35:32

Price
826.2434 USD

Difference  **-2.14% (-18.11)**

General attributes

Symbol	LLYFX24
Exchange	Eurex
Currency	USD
Security type	Future
Underlying	ELI LILLY AND COMPANY
Maturity	11-2024
Contract size	100

Market data

Bid (Bid size)	- USD (-)
Ask (Ask size)	- USD (-)
Open	826.2434 USD
High	826.2434 USD
Low	826.2434 USD
Close (prev. day)	844.3521 USD
Underlying	ELI LILLY AND COMPANY
Underlying price (date)	804.62 (24/07/26)
Settlement price (date)	826.24 (24/07/26)
Open Interest	0

Performance and Risk

	6m	1y	3y
Perf (%)	+25.08%	-	-
Perf (abs.)	+165.68	-	-
Beta	-	-	-
Volatility	30.79	-	-

Futures and Options

Related Futures	-
Related Options	-












Information about previous performance does not guarantee future performance.
Source: FactSet

Price data

Ø price 5 days Ø volume 5 days (pcs.)	861.9968 USD (0)
Ø price 30 days Ø volume 30 days (pcs.)	913.2088 USD (0)
Ø price 100 days Ø volume 100 days (pcs.)	835.2361 USD (0)
Ø price 250 days Ø volume 250 days (pcs.)	- USD (-)
YTD High date	967.7354 USD (2024/07/15)
YTD Low date	607.7279 USD (2024/01/02)
52 Weeks High date	- USD (-)
52 Weeks Low date	- USD (-)

Recent Research

on underlying	on sector	on market	
Date		Headline	Download
2024/07/24		Global Equity Ratings	
2024/07/24		Aktienempfehlungen Global	
2024/07/15		Aktienempfehlungen Global	
2024/07/12		Global Equity Ratings	
2024/06/21		Global Equity Ratings	