

LILLY & CO., ELI FUTURE (LLYF) - EUX/202411

2024/07/24 18:38:40

Price
870.4317 USD

Difference  -2.76% (-24.74)

General attributes

Symbol	LLYFX24
Exchange	Eurex
Currency	USD
Security type	Future
Underlying	ELI LILLY AND COMPANY
Maturity	11-2024
Contract size	100

Market data

Bid (Bid size)	- USD (-)
Ask (Ask size)	- USD (-)
Open	870.4317 USD
High	870.4317 USD
Low	870.4317 USD
Close (prev. day)	895.1696 USD
Underlying	ELI LILLY AND COMPANY
Underlying price (date)	859.88 (24/07/24)
Settlement price (date)	870.43 (24/07/24)
Open Interest	0

Performance and Risk

	6m	1y	3y
Perf (%)	+31.95%	-	-
Perf (abs.)	+210.77	-	-
Beta	-	-	-
Volatility	30.33	-	-

Futures and Options

Related Futures	-
Related Options	-












Information about previous performance does not guarantee future performance.
 Source: FactSet

Price data

Ø price 5 days Ø volume 5 days (pcs.)	875.1484 USD (0)
Ø price 30 days Ø volume 30 days (pcs.)	917.3678 USD (0)
Ø price 100 days Ø volume 100 days (pcs.)	834.7232 USD (0)
Ø price 250 days Ø volume 250 days (pcs.)	- USD (-)
YTD High date	967.7354 USD (2024/07/15)
YTD Low date	607.7279 USD (2024/01/02)
52 Weeks High date	- USD (-)
52 Weeks Low date	- USD (-)

Recent Research

on underlying	on sector	on market	
Date		Headline	Download
2024/07/24		Global Equity Ratings	
2024/07/24		Aktienempfehlungen Global	
2024/07/15		Aktienempfehlungen Global	
2024/07/12		Global Equity Ratings	
2024/06/21		Global Equity Ratings	