

3M CO. FUTURE (MMMFX) - EUX/202411

2024/05/08 18:35:07

Price
95.7775 USD

Difference  -0.27% (-0.26)

General attributes

Symbol	MMMFX24
Exchange	Eurex
Currency	USD
Security type	Future
Underlying	3M COMPANY
Maturity	11-2024
Contract size	100

Market data

Bid (Bid size)	- USD (-)
Ask (Ask size)	- USD (-)
Open	95.7775 USD
High	95.7775 USD
Low	95.7775 USD
Close (prev. day)	96.038 USD
Underlying	3M COMPANY
Underlying price (date)	96.35 (24/05/08)
Settlement price (date)	95.78 (24/05/08)
Open Interest	0

Performance and Risk

	6m	1y	3y
Perf (%)	+5.31%	-	-
Perf (abs.)	+4.83	-	-
Beta	-	-	-
Volatility	35.79	-	-

Futures and Options

Related Futures	-
Related Options	-

5y












Information about previous performance does not guarantee future performance.
Source: FactSet

Price data

Ø price 5 days Ø volume 5 days (pcs.)	96.5343 USD (0)
Ø price 30 days Ø volume 30 days (pcs.)	94.5369 USD (0)
Ø price 100 days Ø volume 100 days (pcs.)	98.4420 USD (0)
Ø price 250 days Ø volume 250 days (pcs.)	- USD (-)
YTD High date	110.5794 USD (2024/01/02)
YTD Low date	90.3392 USD (2024/04/16)
52 Weeks High date	- USD (-)
52 Weeks Low date	- USD (-)

Recent Research

on underlying	on sector	on market	
Date		Headline	Download
2023/06/06		Global Equity Ratings	
2023/06/06		Aktienempfehlungen Global	
2023/06/01		Aktienempfehlungen Global	
2023/06/01		Global Equity Ratings	
2023/05/24		Global Equity Ratings	