

## INTEL CORP. FUTURE (INTF) - EUX/202411

2024/07/16 18:50:35

Price  
**34.5418** USDDifference  -2.33% (-0.83)

## General attributes

Symbol	INTFX24
Exchange	Eurex
Currency	USD
Security type	Future
Underlying	INTEL CORP.
Maturity	11-2024
Contract size	100

## Market data

Bid (Bid size)	- USD (-)
Ask (Ask size)	- USD (-)
Open	34.5418 USD
High	34.5418 USD
Low	34.5418 USD
Close (prev. day)	35.3671 USD
Underlying	INTEL CORP.
Underlying price (date)	34.025 (24/07/16)
Settlement price (date)	34.54 (24/07/16)
Open Interest	0

## Performance and Risk

	6m	1y	3y
Perf (%)	-26.87%	-	-
Perf (abs.)	-13.00	-	-
Beta	-	-	-
Volatility	35.71	-	-

## Futures and Options

Related Futures	-
Related Options	-

5y












Information about previous performance does not guarantee future performance.  
Source: FactSet

## Price data

Ø price 5 days   Ø volume 5 days (pcs.)	34.7877 USD (0)
Ø price 30 days   Ø volume 30 days (pcs.)	31.9138 USD (0)
Ø price 100 days   Ø volume 100 days (pcs.)	36.2196 USD (0)
Ø price 250 days   Ø volume 250 days (pcs.)	- USD (-)
YTD High   date	51.6313 USD (2024/01/25)
YTD Low   date	30.4805 USD (2024/05/08)
52 Weeks High   date	- USD (-)
52 Weeks Low   date	- USD (-)

## Recent Research

on underlying	on sector	on market	
Date		Headline	Download
2024/07/15		Aktienempfehlungen Global	
2024/07/12		Global Equity Ratings	
2024/06/21		Global Equity Ratings	
2024/06/21		Aktienempfehlungen Global	
2024/06/14		Global Equity Ratings	