

GILEAD SCIENCES INC. FUTURE (GILF) - EUX/202411

2024/06/28 18:40:47

Price
69.3988 USD

Difference  -0.88% (-0.62)

General attributes

Symbol	GILFX24
Exchange	Eurex
Currency	USD
Security type	Future
Underlying	GILEAD SCIENCES INC.
Maturity	11-2024
Contract size	100

Market data

Bid (Bid size)	- USD (-)
Ask (Ask size)	- USD (-)
Open	69.3988 USD
High	69.3988 USD
Low	69.3988 USD
Close (prev. day)	70.0142 USD
Underlying	GILEAD SCIENCES INC.
Underlying price (date)	68.61 (24/06/28)
Settlement price (date)	69.40 (24/06/28)
Open Interest	0

Performance and Risk

	6m	1y	3y
Perf (%)	-15.57%	-	-
Perf (abs.)	-12.80	-	-
Beta	-	-	-
Volatility	26.16	-	-

Futures and Options

Related Futures	-
Related Options	-

5y












Information about previous performance does not guarantee future performance.
Source: FactSet

Price data

Ø price 5 days Ø volume 5 days (pcs.)	70.6356 USD (0)
Ø price 30 days Ø volume 30 days (pcs.)	66.1933 USD (0)
Ø price 100 days Ø volume 100 days (pcs.)	69.6625 USD (0)
Ø price 250 days Ø volume 250 days (pcs.)	- USD (-)
YTD High date	88.4725 USD (2024/01/19)
YTD Low date	63.2810 USD (2024/05/31)
52 Weeks High date	- USD (-)
52 Weeks Low date	- USD (-)

Recent Research

on underlying	on sector	on market	
Date		Headline	Download
2024/06/21		Global Equity Ratings	
2024/06/21		Aktienempfehlungen Global	
2024/06/14		Global Equity Ratings	
2024/06/14		Aktienempfehlungen Global	
2024/05/29		Global Equity Ratings	