

BP PLC FUTURE (BPF) - EUX/202411

2024/04/29 18:32:40

Price
521.3937 GBP
 Difference  -0.34% (-1.78)

General attributes

Symbol	BPFX24
Exchange	Eurex
Currency	GBP
Security type	Future
Underlying	BP PLC
Maturity	11-2024
Contract size	1,000

Market data

Bid (Bid size)	- GBP (-)
Ask (Ask size)	- GBP (-)
Open	521.3937 GBP
High	521.3937 GBP
Low	521.3937 GBP
Close (prev. day)	523.1768 GBP
Underlying	BP PLC
Underlying price (date)	523.30 (24/04/29)
Settlement price (date)	521.39 (24/04/29)
Open Interest	0

Performance and Risk

	6m	1y	3y
Perf (%)	-1.95%	-	-
Perf (abs.)	-10.35	-	-
Beta	-	-	-
Volatility	21.15	-	-

Futures and Options

Related Futures	-
Related Options	-












Information about previous performance does not guarantee future performance.
 Source: FactSet

Price data

Ø price 5 days Ø volume 5 days (pcs.)	523.0206 GBP (0)
Ø price 30 days Ø volume 30 days (pcs.)	510.1575 GBP (0)
Ø price 100 days Ø volume 100 days (pcs.)	477.3576 GBP (0)
Ø price 250 days Ø volume 250 days (pcs.)	- GBP (-)
YTD High date	538.9531 GBP (2024/04/12)
YTD Low date	439.1312 GBP (2024/01/18)
52 Weeks High date	- GBP (-)
52 Weeks Low date	- GBP (-)

Recent Research

on underlying		on sector	
Date		Headline	Download
2024/04/26		Global Equity Ratings	
2024/04/26		Aktienempfehlungen Global	
2024/04/03		Global Equity Ratings	
2024/04/03		Aktienempfehlungen Global	
2024/03/13		Global Equity Ratings	