

ORACLE CORP. FUTURE (ORCF) - EUX/202411

2024/10/18 19:07:22

Price
177.1946 USD
 Difference  -0.34% (-0.61)

General attributes

Symbol	ORCFX24
Exchange	Eurex
Currency	USD
Security type	Future
Underlying	ORACLE CORP
Maturity	11-2024
Contract size	100

Market data

Bid (Bid size)	- USD (-)
Ask (Ask size)	- USD (-)
Open	177.1946 USD
High	177.1946 USD
Low	177.1946 USD
Close (prev. day)	177.8004 USD
Underlying	ORACLE CORP
Underlying price (date)	174.69 (24/10/18)
Settlement price (date)	177.19 (24/10/18)
Open Interest	0

Performance and Risk

	6m	1y	3y
Perf (%)	+46.06%	-	-
Perf (abs.)	+55.88	-	-
Beta	-	-	-
Volatility	32.15	-	-

Futures and Options

Related Futures	-
Related Options	-

5y












Information about previous performance does not guarantee future performance.
 Source: FactSet

Price data

Ø price 5 days Ø volume 5 days (pcs.)	176.0256 USD (0)
Ø price 30 days Ø volume 30 days (pcs.)	168.6224 USD (0)
Ø price 100 days Ø volume 100 days (pcs.)	148.2866 USD (0)
Ø price 250 days Ø volume 250 days (pcs.)	130.3640 USD (0)
YTD High date	177.8004 USD (2024/10/17)
YTD Low date	105.6181 USD (2024/01/03)
52 Weeks High date	- USD (-)
52 Weeks Low date	- USD (-)

Recent Research

on underlying	on sector	on market	
Date		Headline	Download
2024/09/27		Global Equity Ratings	
2024/09/27		Aktienempfehlungen Global	
2024/09/11		Global Equity Ratings	
2024/09/11		Aktienempfehlungen Global	
2024/09/05		Global Equity Ratings	