

UNILEVER PLC FUTURE (UNIH) - EUX/202411

2024/10/18 19:07:38

Price
57.7261 EUR

Difference  -0.60% (-0.35)

General attributes

Symbol	UNIH24
Exchange	Eurex
Currency	EUR
Security type	Future
Underlying	UNILEVER PLC
Maturity	11-2024
Contract size	100

Market data

Bid (Bid size)	- EUR (-)
Ask (Ask size)	- EUR (-)
Open	57.7261 EUR
High	57.7261 EUR
Low	57.7261 EUR
Close (prev. day)	58.0729 EUR
Underlying	UNILEVER PLC
Underlying price (date)	4.831.00 (24/10/18)
Settlement price (date)	57.73 (24/10/18)
Open Interest	0

Performance and Risk

	6m	1y	3y
Perf (%)	+31.32%	-	-
Perf (abs.)	+13.77	-	-
Beta	-	-	-
Volatility	15.99	-	-

Futures and Options

Related Futures	-
Related Options	-













Information about previous performance does not guarantee future performance.
Source: FactSet

Price data

Ø price 5 days Ø volume 5 days (pcs.)	57.8500 EUR (0)
Ø price 30 days Ø volume 30 days (pcs.)	57.9736 EUR (0)
Ø price 100 days Ø volume 100 days (pcs.)	55.2986 EUR (0)
Ø price 250 days Ø volume 250 days (pcs.)	49.4228 EUR (0)
YTD High date	59.6783 EUR (2024/09/09)
YTD Low date	42.8426 EUR (2024/01/22)
52 Weeks High date	- EUR (-)
52 Weeks Low date	- EUR (-)

Recent Research

on underlying		on sector	
Date		Headline	Download
2024/09/27		Global Equity Ratings	
2024/09/27		Aktienempfehlungen Global	
2024/09/11		Global Equity Ratings	
2024/09/11		Aktienempfehlungen Global	
2024/09/05		Global Equity Ratings	

5y