

UNILEVER PLC FUTURE (UNIH) - EUX/202411

2024/07/15 18:41:58

Price
52.3229 EUR

Difference  -0.69% (-0.36)

General attributes

Symbol	UNIH24
Exchange	Eurex
Currency	EUR
Security type	Future
Underlying	UNILEVER PLC
Maturity	11-2024
Contract size	100

Market data

Bid (Bid size)	- EUR (-)
Ask (Ask size)	- EUR (-)
Open	52.3229 EUR
High	52.3229 EUR
Low	52.3229 EUR
Close (prev. day)	52.685 EUR
Underlying	UNILEVER PLC
Underlying price (date)	4,409.00 (24/07/16)
Settlement price (date)	52.32 (24/07/15)
Open Interest	0

Performance and Risk

	6m	1y	3y
Perf (%)	+18.38%	-	-
Perf (abs.)	+8.13	-	-
Beta	-	-	-
Volatility	15.65	-	-

Futures and Options

Related Futures	-
Related Options	-












Information about previous performance does not guarantee future performance.
Source: FactSet

Price data

Ø price 5 days Ø volume 5 days (pcs.)	52.2017 EUR (0)
Ø price 30 days Ø volume 30 days (pcs.)	51.9094 EUR (0)
Ø price 100 days Ø volume 100 days (pcs.)	48.3653 EUR (0)
Ø price 250 days Ø volume 250 days (pcs.)	- EUR (-)
YTD High date	52.8189 EUR (2024/06/14)
YTD Low date	42.8426 EUR (2024/01/22)
52 Weeks High date	- EUR (-)
52 Weeks Low date	- EUR (-)

Recent Research

on underlying		on sector	
Date		Headline	Download
2024/07/15		Aktienempfehlungen Global	
2024/07/12		Global Equity Ratings	
2024/06/21		Global Equity Ratings	
2024/06/21		Aktienempfehlungen Global	
2024/06/14		Global Equity Ratings	