

UNILEVER PLC FUTURE (UNIH) - EUX/202411

2024/05/17 19:05:36

Price
50.5605 EUR
 Difference  1.11% (0.56)

General attributes

Symbol	UNIH24
Exchange	Eurex
Currency	EUR
Security type	Future
Underlying	UNILEVER PLC
Maturity	11-2024
Contract size	100

Market data

Bid (Bid size)	- EUR (-)
Ask (Ask size)	- EUR (-)
Open	50.5605 EUR
High	50.5605 EUR
Low	50.5605 EUR
Close (prev. day)	50.0049 EUR
Underlying	UNILEVER PLC
Underlying price (date)	4,316.00 (24/05/17)
Settlement price (date)	50.56 (24/05/17)
Open Interest	0

Performance and Risk

	6m	1y	3y
Perf (%)	+13.68%	-	-
Perf (abs.)	+6.02	-	-
Beta	-	-	-
Volatility	15.82	-	-

Futures and Options

Related Futures	-
Related Options	-

5y












Information about previous performance does not guarantee future performance.
 Source: FactSet

Price data

Ø price 5 days Ø volume 5 days (pcs.)	49.7784 EUR (0)
Ø price 30 days Ø volume 30 days (pcs.)	46.5965 EUR (0)
Ø price 100 days Ø volume 100 days (pcs.)	45.5510 EUR (0)
Ø price 250 days Ø volume 250 days (pcs.)	- EUR (-)
YTD High date	50.0049 EUR (2024/05/16)
YTD Low date	42.8426 EUR (2024/01/22)
52 Weeks High date	- EUR (-)
52 Weeks Low date	- EUR (-)

Recent Research

on underlying		on sector	
Date		Headline	Download
2024/04/26		Global Equity Ratings	
2024/04/26		Aktienempfehlungen Global	
2024/04/03		Global Equity Ratings	
2024/04/03		Aktienempfehlungen Global	
2024/03/13		Global Equity Ratings	