

# DISNEY CO., THE WALT FUTURE (DISF) - EUX/202411

2024/06/03 18:34:20

**Price**  
**105.2682** USD

**Difference**  **-0.01% (-0.01)**

### General attributes

|               |                           |
|---------------|---------------------------|
| Symbol        | DISFX24                   |
| Exchange      | Eurex                     |
| Currency      | USD                       |
| Security type | Future                    |
| Underlying    | WALT DISNEY COMPANY (THE) |
| Maturity      | 11-2024                   |
| Contract size | 100                       |

### Market data

|                         |                           |
|-------------------------|---------------------------|
| Bid (Bid size)          | - USD (-)                 |
| Ask (Ask size)          | - USD (-)                 |
| Open                    | 105.2682 USD              |
| High                    | 105.2682 USD              |
| Low                     | 105.2682 USD              |
| Close (prev. day)       | 105.2761 USD              |
| Underlying              | WALT DISNEY COMPANY (THE) |
| Underlying price (date) | 102.50 (24/06/04)         |
| Settlement price (date) | 105.27 (24/06/03)         |
| Open Interest           | 0                         |

### Performance and Risk

|             | 6m     | 1y | 3y |
|-------------|--------|----|----|
| Perf (%)    | +9.07% | -  | -  |
| Perf (abs.) | +8.75  | -  | -  |
| Beta        | -      | -  | -  |
| Volatility  | 28.78  | -  | -  |

### Futures and Options

|                 |   |
|-----------------|---|
| Related Futures | - |
| Related Options | - |

5y













Information about previous performance does not guarantee future performance.  
Source: FactSet

### Price data

|   |                           |
|---|---------------------------|
| Ø price 5 days   Ø volume 5 days (pcs.)     | 104.4827 USD (0)          |
| Ø price 30 days   Ø volume 30 days (pcs.)   | 109.1462 USD (0)          |
| Ø price 100 days   Ø volume 100 days (pcs.) | 110.9749 USD (0)          |
| Ø price 250 days   Ø volume 250 days (pcs.) | - USD (-)                 |
| YTD High   date                             | 126.4613 USD (2024/03/28) |
| YTD Low   date                              | 92.6284 USD (2024/01/11)  |
| 52 Weeks High   date                        | - USD (-)                 |
| 52 Weeks Low   date                         | - USD (-)                 |

### Recent Research

| on underlying | on sector   | on market                 |   |
|---------------|---|---------------------------|---|
| Date          |   | Headline                  | Download  |
| 2024/05/29    |  | Global Equity Ratings     |  |
| 2024/05/29    |  | Aktienempfehlungen Global |  |
| 2024/04/26    |  | Global Equity Ratings     |  |
| 2024/04/26    |  | Aktienempfehlungen Global |  |
| 2024/04/03    |  | Global Equity Ratings     |  |