

HENKEL AG & CO.KGAA VORZUGS. FUTURE (HENG) - EUX/202411

2024/07/16 18:50:30

Price
82.5613 EUR

Difference  -0.04% (-0.03)

General attributes

Symbol	HENGX24
Exchange	Eurex
Currency	EUR
Security type	Future
Underlying	HENKEL AG & CO KGAA VZ
Maturity	11-2024
Contract size	100

Market data

Bid (Bid size)	- EUR (-)
Ask (Ask size)	- EUR (-)
Open	82.5613 EUR
High	82.5613 EUR
Low	82.5613 EUR
Close (prev. day)	82.5905 EUR
Underlying	HENKEL AG & CO KGAA VZ
Underlying price (date)	81.46 (24/07/16)
Settlement price (date)	82.56 (24/07/16)
Open Interest	0

Performance and Risk

	6m	1y	3y
Perf (%)	+10.54%	-	-
Perf (abs.)	+7.87	-	-
Beta	-	-	-
Volatility	17.99	-	-

Futures and Options

Related Futures	-
Related Options	-

5y












Information about previous performance does not guarantee future performance.
Source: FactSet

Price data

Ø price 5 days Ø volume 5 days (pcs.)	82.7284 EUR (0)
Ø price 30 days Ø volume 30 days (pcs.)	84.3222 EUR (0)
Ø price 100 days Ø volume 100 days (pcs.)	78.8323 EUR (0)
Ø price 250 days Ø volume 250 days (pcs.)	- EUR (-)
YTD High date	86.5313 EUR (2024/06/12)
YTD Low date	69.3046 EUR (2024/02/28)
52 Weeks High date	- EUR (-)
52 Weeks Low date	- EUR (-)

Recent Research

on underlying	on sector	on market	
Date		Headline	Download
2022/05/04		Global Equity Ratings	
2022/05/04		Aktienempfehlungen Global	
2022/04/27		Global Equity Ratings	
2022/04/27		Aktienempfehlungen Global	
2022/04/14		Global Equity Ratings	