

# JPMORGAN CHASE & CO. FUTURE (JPMF) - EUX/202411

2024/07/12 19:02:41

**Price**  
**209.6298** USD  
 Difference  -0.30% (-0.64)

**General attributes**

|               |                     |
|---------------|---------------------|
| Symbol        | JPMFX24             |
| Exchange      | Eurex               |
| Currency      | USD                 |
| Security type | Future              |
| Underlying    | JPMORGAN CHASE & CO |
| Maturity      | 11-2024             |
| Contract size | 100                 |

**Market data**

|                         |                     |
|-------------------------|---------------------|
| Bid (Bid size)          | - USD (-)           |
| Ask (Ask size)          | - USD (-)           |
| Open                    | 209.6298 USD        |
| High                    | 209.6298 USD        |
| Low                     | 209.6298 USD        |
| Close (prev. day)       | 210.2692 USD        |
| Underlying              | JPMORGAN CHASE & CO |
| Underlying price (date) | 204.945 (24/07/12)  |
| Settlement price (date) | 209.63 (24/07/12)   |
| Open Interest           | 0                   |

**Performance and Risk**

|             | 6m      | 1y | 3y |
|-------------|---------|----|----|
| Perf (%)    | +20.26% | -  | -  |
| Perf (abs.) | +35.31  | -  | -  |
| Beta        | -       | -  | -  |
| Volatility  | 17.99   | -  | -  |

**Futures and Options**

|                 |   |
|-----------------|---|
| Related Futures | - |
| Related Options | - |

5y













Information about previous performance does not guarantee future performance.  
 Source: FactSet

**Price data**

|   |                           |
|---|---------------------------|
| Ø price 5 days   Ø volume 5 days (pcs.)     | 209.9016 USD (0)          |
| Ø price 30 days   Ø volume 30 days (pcs.)   | 202.7443 USD (0)          |
| Ø price 100 days   Ø volume 100 days (pcs.) | 198.3290 USD (0)          |
| Ø price 250 days   Ø volume 250 days (pcs.) | - USD (-)                 |
| YTD High   date                             | 210.9345 USD (2024/07/09) |
| YTD Low   date                              | 169.4878 USD (2024/01/18) |
| 52 Weeks High   date                        | - USD (-)                 |
| 52 Weeks Low   date                         | - USD (-)                 |

**Recent Research**

| on underlying | on sector   | on market                 |   |
|---------------|---|---------------------------|---|
| Date          |   | Headline                  | Download  |
| 2024/07/12    |  | Global Equity Ratings     |  |
| 2024/07/12    |  | Aktienempfehlungen Global |  |
| 2024/06/21    |  | Global Equity Ratings     |  |
| 2024/06/21    |  | Aktienempfehlungen Global |  |
| 2024/06/14    |  | Global Equity Ratings     |  |