

EDP - ENERGIAS DE PORTUGAL SA FUTURE (EDPF) - EUX/202411

2024/08/13 18:43:12

Price
3.7798 EUR
 Difference  1.67% (0.06)

General attributes

Symbol	EDPFX24
Exchange	Eurex
Currency	EUR
Security type	Future
Underlying	EDP-ENERGIAS DE PORTUGAL SA
Maturity	11-2024
Contract size	100

Market data

Bid (Bid size)	- EUR (-)
Ask (Ask size)	- EUR (-)
Open	3.7798 EUR
High	3.7798 EUR
Low	3.7798 EUR
Close (prev. day)	3.7176 EUR
Underlying	EDP-ENERGIAS DE PORTUGAL SA
Underlying price (date)	3.732 (24/08/13)
Settlement price (date)	3.78 (24/08/13)
Open Interest	0

Performance and Risk

	6m	1y	3y
Perf (%)	+2.28%	-	-
Perf (abs.)	+0.08	-	-
Beta	-	-	-
Volatility	25.82	-	-

Futures and Options

Related Futures	-
Related Options	-

5y












Information about previous performance does not guarantee future performance.
 Source: FactSet

Price data

Ø price 5 days Ø volume 5 days (pcs.)	3.7566 EUR (0)
Ø price 30 days Ø volume 30 days (pcs.)	3.7275 EUR (0)
Ø price 100 days Ø volume 100 days (pcs.)	3.6622 EUR (0)
Ø price 250 days Ø volume 250 days (pcs.)	- EUR (-)
YTD High date	4.5375 EUR (2024/01/09)
YTD Low date	3.3519 EUR (2024/03/21)
52 Weeks High date	- EUR (-)
52 Weeks Low date	- EUR (-)

Recent Research

on underlying	on sector	on market	
Date		Headline	Download
2022/12/19		Global Equity Ratings	
2022/12/19		Aktienempfehlungen Global	
2022/11/28		Global Equity Ratings	
2022/11/28		Aktienempfehlungen Global	
2022/11/18		Global Equity Ratings	