

## EDP - ENERGIAS DE PORTUGAL SA FUTURE (EDPF) - EUX/202411

2024/08/09 18:43:15

Price  
**3.7349** EURDifference  -1.29% (-0.05)

## General attributes

|               |                             |
|---------------|-----------------------------|
| Symbol        | EDPFX24                     |
| Exchange      | Eurex                       |
| Currency      | EUR                         |
| Security type | Future                      |
| Underlying    | EDP-ENERGIAS DE PORTUGAL SA |
| Maturity      | 11-2024                     |
| Contract size | 100                         |

## Market data

|                         |                             |
|-------------------------|-----------------------------|
| Bid (Bid size)          | - EUR (-)                   |
| Ask (Ask size)          | - EUR (-)                   |
| Open                    | 3.7349 EUR                  |
| High                    | 3.7349 EUR                  |
| Low                     | 3.7349 EUR                  |
| Close (prev. day)       | 3.7838 EUR                  |
| Underlying              | EDP-ENERGIAS DE PORTUGAL SA |
| Underlying price (date) | 3.697 (24/08/09)            |
| Settlement price (date) | 3.73 (24/08/09)             |
| Open Interest           | 0                           |

## Performance and Risk

|             | 6m     | 1y | 3y |
|-------------|--------|----|----|
| Perf (%)    | +1.52% | -  | -  |
| Perf (abs.) | +0.06  | -  | -  |
| Beta        | -      | -  | -  |
| Volatility  | 25.82  | -  | -  |

## Futures and Options

|                 |   |
|-----------------|---|
| Related Futures | - |
| Related Options | - |













Information about previous performance does not guarantee future performance.  
Source: FactSet

## Price data

|   |                         |
|---|-------------------------|
| Ø price 5 days   Ø volume 5 days (pcs.)     | 3.7651 EUR (0)          |
| Ø price 30 days   Ø volume 30 days (pcs.)   | 3.7116 EUR (0)          |
| Ø price 100 days   Ø volume 100 days (pcs.) | 3.6508 EUR (0)          |
| Ø price 250 days   Ø volume 250 days (pcs.) | - EUR (-)               |
| YTD High   date                             | 4.5375 EUR (2024/01/09) |
| YTD Low   date                              | 3.3519 EUR (2024/03/21) |
| 52 Weeks High   date                        | - EUR (-)               |
| 52 Weeks Low   date                         | - EUR (-)               |

## Recent Research

| on underlying   on sector   on market |   |                           |   |
|---------------------------------------|---|---------------------------|---|
| Date                                  |   | Headline                  | Download  |
| 2022/12/19                            |  | Global Equity Ratings     |  |
| 2022/12/19                            |  | Aktienempfehlungen Global |  |
| 2022/11/28                            |  | Global Equity Ratings     |  |
| 2022/11/28                            |  | Aktienempfehlungen Global |  |
| 2022/11/18                            |  | Global Equity Ratings     |  |