

EDP - ENERGIAS DE PORTUGAL SA FUTURE (EDPF) - EUX/202411

2024/05/17 19:04:53

Price
3.9191 EUR

Difference  -1.07% (-0.04)

General attributes

Symbol	EDPF24
Exchange	Eurex
Currency	EUR
Security type	Future
Underlying	EDP-ENERGIAS DE PORTUGAL SA
Maturity	11-2024
Contract size	100

Market data

Bid (Bid size)	- EUR (-)
Ask (Ask size)	- EUR (-)
Open	3.9191 EUR
High	3.9191 EUR
Low	3.9191 EUR
Close (prev. day)	3.9613 EUR
Underlying	EDP-ENERGIAS DE PORTUGAL SA
Underlying price (date)	3.845 (24/05/17)
Settlement price (date)	3.92 (24/05/17)
Open Interest	0



Information about previous performance does not guarantee future performance.
Source: FactSet

Performance and Risk

	6m	1y	3y
Perf (%)	-7.91%	-	-
Perf (abs.)	-0.34	-	-
Beta	-	-	-
Volatility	25.69	-	-










Futures and Options

Related Futures	-
Related Options	-

Price data

Ø price 5 days Ø volume 5 days (pcs.)	3.9028 EUR (0)
Ø price 30 days Ø volume 30 days (pcs.)	3.5679 EUR (0)
Ø price 100 days Ø volume 100 days (pcs.)	3.7891 EUR (0)
Ø price 250 days Ø volume 250 days (pcs.)	- EUR (-)
YTD High date	4.5375 EUR (2024/01/09)
YTD Low date	3.3519 EUR (2024/03/21)
52 Weeks High date	- EUR (-)
52 Weeks Low date	- EUR (-)

Recent Research

on underlying	on sector	on market	
Date		Headline	Download
2022/12/19		Global Equity Ratings	
2022/12/19		Aktienempfehlungen Global	
2022/11/28		Global Equity Ratings	
2022/11/28		Aktienempfehlungen Global	
2022/11/18		Global Equity Ratings	