

NESTLÉ S.A. FUTURE (NESG) - EUX/202411

2024/07/29 18:35:33

Price
88.3211 CHF

Difference  0.11% (0.09)

General attributes

Symbol	NESGX24
Exchange	Eurex
Currency	CHF
Security type	Future
Underlying	NESTLÉ SA
Maturity	11-2024
Contract size	100

Market data

Bid (Bid size)	- CHF (-)
Ask (Ask size)	- CHF (-)
Open	88.3211 CHF
High	88.3211 CHF
Low	88.3211 CHF
Close (prev. day)	88.2284 CHF
Underlying	NESTLÉ SA
Underlying price (date)	88.02 (24/07/29)
Settlement price (date)	88.32 (24/07/29)
Open Interest	5,260

Performance and Risk

	6m	1y	3y
Perf (%)	-10.09%	-	-
Perf (abs.)	-9.91	-	-
Beta	-	-	-
Volatility	18.45	-	-

Futures and Options

Related Futures	-
Related Options	-












Information about previous performance does not guarantee future performance.
Source: FactSet

Price data

Ø price 5 days Ø volume 5 days (pcs.)	90.8379 CHF (0)
Ø price 30 days Ø volume 30 days (pcs.)	93.3139 CHF (13)
Ø price 100 days Ø volume 100 days (pcs.)	93.8606 CHF (60)
Ø price 250 days Ø volume 250 days (pcs.)	- CHF (-)
YTD High date	98.9535 CHF (2024/06/06)
YTD Low date	88.2284 CHF (2024/07/26)
52 Weeks High date	- CHF (-)
52 Weeks Low date	- CHF (-)

Recent Research

on underlying	on sector	on market	
Date		Headline	Download
2024/07/24		Global Equity Ratings	
2024/07/24		Aktienempfehlungen Global	
2024/07/15		Aktienempfehlungen Global	
2024/07/12		Global Equity Ratings	
2024/06/21		Global Equity Ratings	