

NESTLÉ S.A. FUTURE (NESG) - EUX/202411

2024/09/18 18:41:08

Price
85.8498 CHF

Difference  -0.88% (-0.76)

General attributes

| | |
|---------------|-----------|
| Symbol | NESGX24 |
| Exchange | Eurex |
| Currency | CHF |
| Security type | Future |
| Underlying | NESTLÉ SA |
| Maturity | 11-2024 |
| Contract size | 100 |

Market data

| | |
|-------------------------|------------------|
| Bid (Bid size) | - CHF (-) |
| Ask (Ask size) | - CHF (-) |
| Open | 85.8498 CHF |
| High | 85.8498 CHF |
| Low | 85.8498 CHF |
| Close (prev. day) | 86.613 CHF |
| Underlying | NESTLÉ SA |
| Underlying price (date) | 85.70 (24/09/18) |
| Settlement price (date) | 85.85 (24/09/18) |
| Open Interest | 5,860 |

Performance and Risk

| | 6m | 1y | 3y |
|-------------|--------|----|----|
| Perf (%) | -7.86% | - | - |
| Perf (abs.) | -7.38 | - | - |
| Beta | - | - | - |
| Volatility | 16.24 | - | - |

Futures and Options

| | |
|-----------------|---|
| Related Futures | - |
| Related Options | - |













Information about previous performance does not guarantee future performance.
Source: FactSet

Price data

| | |
|---|--------------------------|
| Ø price 5 days Ø volume 5 days (pcs.) | 87.4529 CHF (100) |
| Ø price 30 days Ø volume 30 days (pcs.) | 89.3258 CHF (37) |
| Ø price 100 days Ø volume 100 days (pcs.) | 92.4965 CHF (24) |
| Ø price 250 days Ø volume 250 days (pcs.) | - CHF (-) |
| YTD High date | 98.9535 CHF (2024/06/06) |
| YTD Low date | 86.6130 CHF (2024/09/17) |
| 52 Weeks High date | - CHF (-) |
| 52 Weeks Low date | - CHF (-) |

Recent Research

| on underlying | on sector | on market | |
|---------------|---|---------------------------|---|
| Date | | Headline | Download |
| 2024/09/11 |  | Global Equity Ratings |  |
| 2024/09/11 |  | Aktienempfehlungen Global |  |
| 2024/09/05 |  | Global Equity Ratings |  |
| 2024/09/05 |  | Aktienempfehlungen Global |  |
| 2024/08/12 |  | Global Equity Ratings |  |