

CISCO SYSTEMS INC. FUTURE (CSCF) - EUX/202411

2024/06/11 18:55:20

Price
45.7708 USD

Difference  -0.22% (-0.10)

General attributes

Symbol	CSCFX24
Exchange	Eurex
Currency	USD
Security type	Future
Underlying	CISCO SYSTEMS INC
Maturity	11-2024
Contract size	100

Market data

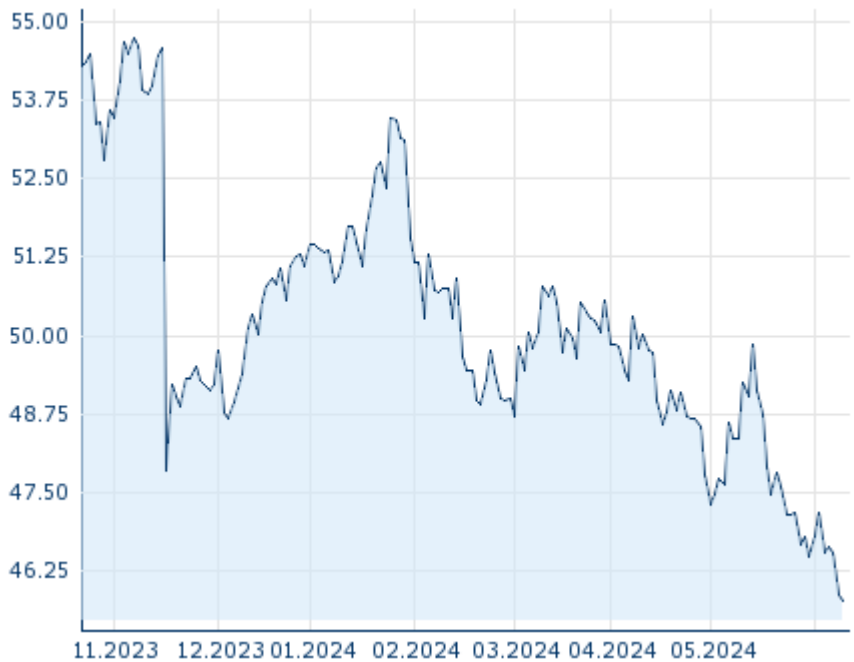
Bid (Bid size)	- USD (-)
Ask (Ask size)	- USD (-)
Open	45.7708 USD
High	45.7708 USD
Low	45.7708 USD
Close (prev. day)	45.8701 USD
Underlying	CISCO SYSTEMS INC
Underlying price (date)	45.77 (24/06/11)
Settlement price (date)	45.77 (24/06/11)
Open Interest	0

Performance and Risk

	6m	1y	3y
Perf (%)	-8.66%	-	-
Perf (abs.)	-4.34	-	-
Beta	-	-	-
Volatility	15.09	-	-

Futures and Options

Related Futures	-
Related Options	-












Information about previous performance does not guarantee future performance.
Source: FactSet

Price data

Ø price 5 days Ø volume 5 days (pcs.)	46.2672 USD (0)
Ø price 30 days Ø volume 30 days (pcs.)	47.5561 USD (0)
Ø price 100 days Ø volume 100 days (pcs.)	49.3914 USD (0)
Ø price 250 days Ø volume 250 days (pcs.)	- USD (-)
YTD High date	53.4551 USD (2024/01/25)
YTD Low date	45.7708 USD (2024/06/11)
52 Weeks High date	- USD (-)
52 Weeks Low date	- USD (-)

Recent Research

on underlying	on sector	on market	
Date		Headline	Download
2024/05/29		Global Equity Ratings	
2024/05/29		Aktienempfehlungen Global	
2024/04/26		Global Equity Ratings	
2024/04/26		Aktienempfehlungen Global	
2024/04/03		Global Equity Ratings	