

AT & T INC. FUTURE (TFFF) - EUX/202411

2024/06/21 19:17:53

Price
18.053 USD

Difference  0.47% (0.08)

General attributes

Symbol	TFFFX24
Exchange	Eurex
Currency	USD
Security type	Future
Underlying	AT&T INC.
Maturity	11-2024
Contract size	100

Market data

Bid (Bid size)	- USD (-)
Ask (Ask size)	- USD (-)
Open	18.053 USD
High	18.053 USD
Low	18.053 USD
Close (prev. day)	17.9694 USD
Underlying	AT&T INC.
Underlying price (date)	18.40 (24/06/21)
Settlement price (date)	18.05 (24/06/21)
Open Interest	0

Performance and Risk

	6m	1y	3y
Perf (%)	+10.89%	-	-
Perf (abs.)	+1.76	-	-
Beta	-	-	-
Volatility	18.65	-	-

Futures and Options

Related Futures	-
Related Options	-












Information about previous performance does not guarantee future performance.
Source: FactSet

Price data

Ø price 5 days Ø volume 5 days (pcs.)	17.694 USD (0)
Ø price 30 days Ø volume 30 days (pcs.)	17.533 USD (0)
Ø price 100 days Ø volume 100 days (pcs.)	17.079 USD (0)
Ø price 250 days Ø volume 250 days (pcs.)	- USD (-)
YTD High date	18.206 USD (2024/06/06)
YTD Low date	16.002 USD (2024/04/16)
52 Weeks High date	- USD (-)
52 Weeks Low date	- USD (-)

Recent Research

on underlying	on sector	on market	
Date		Headline	Download
2024/06/21		Global Equity Ratings	
2024/06/21		Aktienempfehlungen Global	
2024/06/14		Global Equity Ratings	
2024/06/14		Aktienempfehlungen Global	
2024/05/29		Global Equity Ratings	