

# AT & T INC. FUTURE (TFFF) - EUX/202411

2024/06/14 18:39:34

**Price**  
**17.4017** USD  
 Difference  -0.37% (-0.06)

**General attributes**

Symbol	TFFFX24
Exchange	Eurex
Currency	USD
Security type	Future
Underlying	AT&T INC.
Maturity	11-2024
Contract size	100

**Market data**

Bid (Bid size)	- USD (-)
Ask (Ask size)	- USD (-)
Open	17.4017 USD
High	17.4017 USD
Low	17.4017 USD
Close (prev. day)	17.4658 USD
Underlying	AT&T INC.
Underlying price (date)	17.64 (24/06/14)
Settlement price (date)	17.40 (24/06/14)
Open Interest	0

**Performance and Risk**

	6m	1y	3y
Perf (%)	+6.09%	-	-
Perf (abs.)	+1.00	-	-
Beta	-	-	-
Volatility	18.49	-	-

**Futures and Options**

Related Futures	-
Related Options	-

5y












Information about previous performance does not guarantee future performance.  
 Source: FactSet

**Price data**

Ø price 5 days   Ø volume 5 days (pcs.)	17.5956 USD (0)
Ø price 30 days   Ø volume 30 days (pcs.)	17.4329 USD (0)
Ø price 100 days   Ø volume 100 days (pcs.)	17.0450 USD (0)
Ø price 250 days   Ø volume 250 days (pcs.)	- USD (-)
YTD High   date	18.2057 USD (2024/06/06)
YTD Low   date	16.0016 USD (2024/04/16)
52 Weeks High   date	- USD (-)
52 Weeks Low   date	- USD (-)

**Recent Research**

on underlying   on sector   on market			
Date		Headline	Download
2024/06/14		Global Equity Ratings	
2024/06/14		Aktienempfehlungen Global	
2024/05/29		Global Equity Ratings	
2024/05/29		Aktienempfehlungen Global	
2024/04/26		Global Equity Ratings	